

Programming Abstractions

Week 7-2: MiniScheme Interpreter

Stephen Checkoway

Project overview

In the next few homeworks, you'll write a small Scheme interpreter

The project has two primary functions

- `(parse exp)` creates a tree structure that represents the expression `exp`
- `(eval-exp tree environment)` evaluates the given expression `tree` within the given `environment` and returns its value

We need a way to represent environments and we need some way to manipulate them

Environments

Environments are used repeatedly in `eval-exp` to look up the value bound to a symbol

There are two functionalities we need with environments

The first is we want to look up the value bound to a symbol; e.g.,

```
(let ([x 3])  
  (let ([x 4])  
    (+ x 5)))
```

should return 9 since the innermost binding of `x` is 4

Environments

Second, we need to produce new environments by extending existing ones

```
(let ([x 3])  
  (+ (let ([x 10])  
      (* 2 x))  
     x))
```

evaluates to 23

- ▶ If E_0 is the top-level environment, then the first let extends E_0 with a binding of x to 3
- ▶ If E_1 is the new environment, we write $E_1 = E_0[x \mapsto 3]$
- ▶ The second let creates a new environment $E_2 = E_1[x \mapsto 10]$
- ▶ The $(* 2 x)$ is evaluated using E_2
- ▶ The final x is evaluated using E_1

Let E_0 be an environment with x bound to 10 and y bound to 23.

Let $E_1 = E_0[x \mapsto 8, z \mapsto 0]$

What is the result of looking up x in E_0 and E_1 ?

A. $E_0: 10$
 $E_1: 10$

B. $E_0: 8$
 $E_1: 8$

C. $E_0: 10$
 $E_1: 8$

D. $E_0: 8$
 $E_1: 10$

E. E_1 can't exist because z isn't bound in E_0

Let E_0 be an environment with x bound to 10 and y bound to 23.

Let $E_1 = E_0[x \mapsto 8, z \mapsto 0]$

What is the result of looking up y in E_0 and E_1 ?

A. $E_0: 23$

$E_1: 23$

B. $E_0: 23$

E_1 : error: y isn't bound in E_1

C. It's an error in both because since y isn't bound in E_1 , it's not bound in E_0 any longer

D. None of the above

Let E_0 be an environment with x bound to 10 and y bound to 23.

Let $E_1 = E_0[x \mapsto 8, z \mapsto 0]$

What is the result of looking up z in E_0 and E_1 ?

- A. $E_0: 0$
 $E_1: 0$
- B. E_0 : error: z isn't bound in E_0
 $E_1: 0$
- C. None of the above

Extending environments

There are only two places where an environment is extended

Extending environments

Procedure call

The first is a procedure call

`(exp0 exp1 ... expn)`

`exp0` should evaluate to a closure with three parts

- ▶ its parameter list;
- ▶ its body; and
- ▶ the environment in which it was created, i.e., the environment at the time the `(λ ...)` that created the closure was evaluated

The other expressions are the arguments

The closure's environment needs to be extended with the parameters bound to the arguments

Extending environments

Procedure call

For example imagine the parameter list was $'(x\ y\ z)$ and the arguments evaluated to 2, 8, and $'(1\ 2)$

If E is the closure's environment, then the closure's body should be evaluated with the environment

$$E[x \mapsto 2, y \mapsto 8, z \mapsto '(1\ 2)]$$

Extending environments

Let expressions

The other situation where we extend an environment is a let expression

Consider

```
(let ([x (+ 3 4)]  
      [y 5]  
      [z (foo 8)])  
  body)
```

We have three symbols x , y , and z and three values, 7, 5, and whatever the result of $(\text{foo } 8)$ is, let's say it's 12

If E is the environment of the whole let expression then the body should be evaluated in the environment $E[x \mapsto 7, y \mapsto 5, z \mapsto 12]$

Extending environments

In both cases we have

- A list of symbols
- A list of values
- A previous environment we're extending

This suggests a way to make an environment data type as a list:

```
( 'env syms vals previous-env )
```

and a constructor

```
(define (env syms vals previous-env)  
  (list 'env syms vals previous-env))
```

Environment data type

Constructor for extending an environment (some error checking omitted)

```
(define (env syms vals previous-env)
  (list 'env syms vals previous-env))
```

The top-level environment doesn't have a previous environment so let's model it as extending an empty environment

```
(define empty-env null)
```

The top-level environment can now be

```
(define top-level-env
  (env syms vals empty-env))
```

Looking up a binding

`(env-lookup environment symbol)`

Looking up `x` in an environment has two cases

If the environment is empty, then we know `x` isn't bound there so it's an error

Otherwise we look in the list of symbols of an extended environment

- ▶ If the symbol `x` appears in the list, then great, we have the value
- ▶ If the symbol `x` doesn't appear, then we lookup `x` in the previous environment

The main task of this first MiniScheme homework is to write `env-lookup`

We need some recognizers for our env

```
; Environment recognizers.
```

```
(define (env? e)  
  (or (empty-env? e) (extended-env? e)))
```

```
(define (empty-env? e)  
  (null? e))
```

```
(define (extended-env? e)  
  (and (list? e)  
       (not (empty? e))  
       (eq? (first e) 'env)))
```

We need a way to access the env fields

```
(define (env-syms e)
  (cond [(empty-env? e) empty]
        [(extended-env? e) (second e)]
        [else (error 'env-syms "e is not an env")]))
```

```
(define (env-vals e)
  (cond [(empty-env? e) empty]
        [(extended-env? e) (third e)]
        [else (error 'env-vals "e is not an env")]))
```

```
(define (env-previous e)
  (cond [(empty-env? e) (error 'env-previous "e has no previous env")]
        [(extended-env? e) (fourth e)]
        [else (error 'env-previous "e is not an env")]))
```



Grammars

Alphabets and words













An **alphabet** Σ is a finite, nonempty set of symbols

- ▶ $\{0, 1\}$ is a binary alphabet
- ▶ The set of emoji is an alphabet
- ▶ The set of English words is an alphabet

A **word** (also called a string) w over an alphabet Σ is a finite (possibly-empty) sequence of symbols from the alphabet

- ▶ The empty word, ε , consisting of no symbols is a word over every alphabet
- ▶ 001101 is a word over $\{0, 1\}$
- ▶  is a word over the emoji alphabet
- ▶ `functional programming is great` is a word over English

Let $\Sigma = \{\star, \text{cat}, \text{dragon}, \text{explosion}, \text{woman}\}$ be an alphabet. Which of the following describe a word over Σ ?

1. the three symbols 
2. the string consisting of 150 million  followed by  (i.e.,   ...  )
3. the infinite sequence consisting of alternating  and  (i.e.,     ...)

A. None

B. Only 1

C. 1 and 2

D. 2 and 3

E. 1, 2, and 3




Languages

A **language** is a (possibly infinite) set of words over an alphabet

There's a whole lot we can do studying languages as mathematical objects

We're not going to do that in this course, take theory of computation to find out more!

Let $\Sigma = \{\star, \text{cat}, \text{dragon}, \text{explosion}, \text{woman}\}$ be an alphabet. Which of the following describe a language over Σ ?

1. the empty set
2. the string 
3. the infinite set consisting of words over Σ with an equal number of  and  symbols

A. None

B. Only 1

C. 1 and 2

D. 1 and 3

E. 1, 2, and 3

Programming languages

For a given programming language (like Scheme) the alphabet is the set of keywords, identifiers, and symbols in the language

- This is a bit of a simplification because there are infinitely many possible identifiers but alphabets must be finite

A word (or string) over this alphabet is in the programming language if it is a syntactically valid program

Syntactically valid?

Consider the invalid Scheme program

```
(let ([x 5]
      [y 32])
  (+ z 2))
```

This is *syntactically* valid (i.e., it's a word in the Scheme language) but *semantically* meaningless as we don't have a binding for the identifier `z`

Grammars

A grammar for a language is a (mathematical) tool for specifying which words over the alphabet belong to the language

(Grammars are very old, dating back to at least Yāska the 4th c. BCE)

Grammars are often used to determine the meaning of words in the language

Grammars

Example: $a+b^*c$

Consider the arithmetic expression $a+b^*c$ as a word over the alphabet consisting of variables and arithmetic operators

- ▶ We can write many different grammars that will let us determine if a given word is a valid expression (i.e., is in the language of valid expressions)
- ▶ With a careful choice of grammars we can determine that this means $a+(b^*c)$ and not $(a+b)^*c$

Mathematical representation of grammars

A grammar G is a 4-tuple $G = (V, \Sigma, S, R)$ where

- ▶ V is a finite, nonempty set of *nonterminals*, also called variables
- ▶ Σ is an alphabet of *terminal* symbols
- ▶ $S \in V$ is the *start* nonterminal
- ▶ R is a finite set of *production rules*

(Terminal symbols are distinct from nonterminals)

In English, we might have nonterminals like *NOUN*, *VERB*, *NP*, etc.

We often write nonterminals in upper-case and terminals in lower-case

Production rules

Nonterminals are expanded using production rules to sequences of terminals and nonterminals

A production rule looks has the form

$$A \rightarrow \alpha$$

where A is a nonterminal and α is a (possibly-empty) word over $\Sigma \cup V$

Here's an example for Scheme

$$EXP \rightarrow (\text{if } EXP \text{ } EXP \text{ } EXP)$$

This says that wherever we have an expression, we can expand it to an if-then-else expression which starts with (followed by if and then three more expressions and lastly)

Example grammar for arithmetic

$EXP \rightarrow EXP + TERM$

$EXP \rightarrow TERM$

$TERM \rightarrow TERM * FACTOR$

$TERM \rightarrow FACTOR$

$FACTOR \rightarrow (EXP)$

$FACTOR \rightarrow \text{number}$

Compact form:

$EXP \rightarrow EXP + TERM \mid TERM$

$TERM \rightarrow TERM * FACTOR \mid FACTOR$

$FACTOR \rightarrow (EXP) \mid \text{number}$

Derivations

A derivation with a grammar starts with a nonterminal and replaces nonterminals one at a time until only a sequence of terminals remains

A left-most derivation is a derivation where the nonterminal replaced in each step is the left-most nonterminal

Derivation example

Left-most derivation of $3 + 4 * 50$

EXP \Rightarrow

EXP \rightarrow *EXP* + *TERM* | *TERM*

TERM \rightarrow *TERM* * *FACTOR* | *FACTOR*

FACTOR \rightarrow (*EXP*) | number

Derivation example

Left-most derivation of $3 + 4 * 50$

$EXP \Rightarrow EXP + TERM$

$EXP \rightarrow EXP + TERM \mid TERM$

$TERM \rightarrow TERM * FACTOR \mid FACTOR$

$FACTOR \rightarrow (EXP) \mid \text{number}$

Derivation example

Left-most derivation of $3 + 4 * 50$

$EXP \Rightarrow EXP + TERM$
 $\Rightarrow TERM + TERM$

$EXP \rightarrow EXP + TERM \mid TERM$
$TERM \rightarrow TERM * FACTOR \mid FACTOR$
$FACTOR \rightarrow (EXP) \mid \text{number}$

Derivation example

Left-most derivation of $3 + 4 * 50$

$EXP \Rightarrow EXP + TERM$

$\Rightarrow TERM + TERM$

$\Rightarrow FACTOR + TERM$

$EXP \rightarrow EXP + TERM \mid TERM$

$TERM \rightarrow TERM * FACTOR \mid FACTOR$

$FACTOR \rightarrow (EXP) \mid \text{number}$

Derivation example

Left-most derivation of $3 + 4 * 50$

$EXP \Rightarrow EXP + TERM$

$\Rightarrow TERM + TERM$

$\Rightarrow FACTOR + TERM$

$\Rightarrow 3 + TERM$

$EXP \rightarrow EXP + TERM \mid TERM$

$TERM \rightarrow TERM * FACTOR \mid FACTOR$

$FACTOR \rightarrow (EXP) \mid \text{number}$

Derivation example

Left-most derivation of $3 + 4 * 50$

$EXP \Rightarrow EXP + TERM$

$\Rightarrow TERM + TERM$

$\Rightarrow FACTOR + TERM$

$\Rightarrow 3 + TERM$

$\Rightarrow 3 + TERM * FACTOR$

$EXP \rightarrow EXP + TERM \mid TERM$

$TERM \rightarrow TERM * FACTOR \mid FACTOR$

$FACTOR \rightarrow (EXP) \mid \text{number}$

Derivation example

Left-most derivation of $3 + 4 * 50$

$EXP \Rightarrow EXP + TERM$

$\Rightarrow TERM + TERM$

$\Rightarrow FACTOR + TERM$

$\Rightarrow 3 + TERM$

$\Rightarrow 3 + TERM * FACTOR$

$\Rightarrow 3 + FACTOR * FACTOR$

$EXP \rightarrow EXP + TERM \mid TERM$

$TERM \rightarrow TERM * FACTOR \mid FACTOR$

$FACTOR \rightarrow (EXP) \mid \text{number}$

Derivation example

Left-most derivation of $3 + 4 * 50$

$EXP \Rightarrow EXP + TERM$

$\Rightarrow TERM + TERM$

$\Rightarrow FACTOR + TERM$

$\Rightarrow 3 + TERM$

$\Rightarrow 3 + TERM * FACTOR$

$\Rightarrow 3 + FACTOR * FACTOR$

$\Rightarrow 3 + 4 * FACTOR$

$EXP \rightarrow EXP + TERM \mid TERM$

$TERM \rightarrow TERM * FACTOR \mid FACTOR$

$FACTOR \rightarrow (EXP) \mid \text{number}$

Derivation example

Left-most derivation of $3 + 4 * 50$

$EXP \Rightarrow EXP + TERM$

$\Rightarrow TERM + TERM$

$\Rightarrow FACTOR + TERM$

$\Rightarrow 3 + TERM$

$\Rightarrow 3 + TERM * FACTOR$

$\Rightarrow 3 + FACTOR * FACTOR$

$\Rightarrow 3 + 4 * FACTOR$

$\Rightarrow 3 + 4 * 50$

$EXP \rightarrow EXP + TERM \mid TERM$

$TERM \rightarrow TERM * FACTOR \mid FACTOR$

$FACTOR \rightarrow (EXP) \mid \text{number}$

Parse tree

Corresponds to the left-most derivation

$EXP \Rightarrow EXP + TERM$

$\Rightarrow TERM + TERM$

$\Rightarrow FACTOR + TERM$

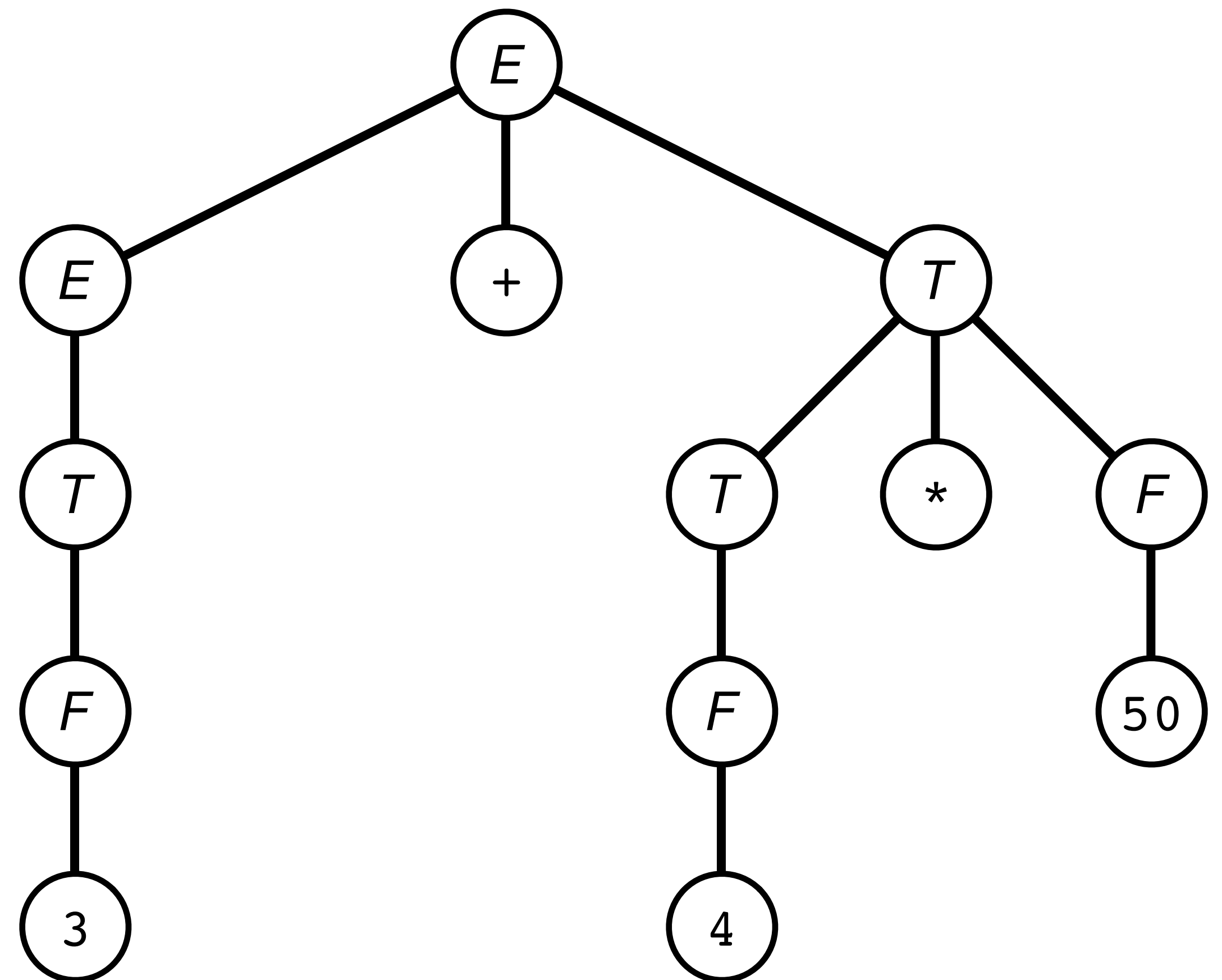
$\Rightarrow 3 + TERM$

$\Rightarrow 3 + TERM * FACTOR$

$\Rightarrow 3 + FACTOR * FACTOR$

$\Rightarrow 3 + 4 * FACTOR$

$\Rightarrow 3 + 4 * 50$

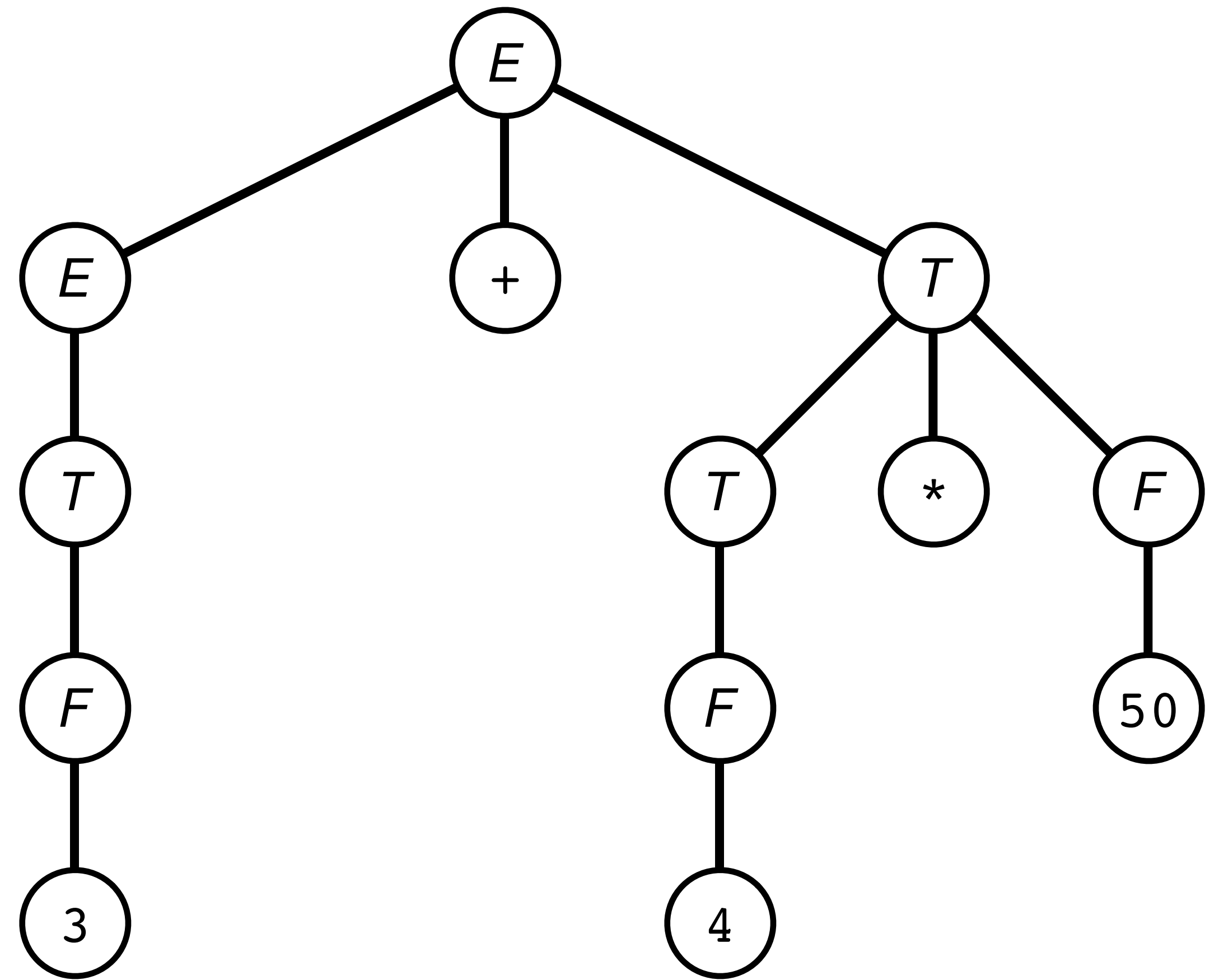


Note that the derived expression is a left-to-right traversal of the leaves

Parse tree

The structure of the tree encodes the order of operation

It's clear that we have to evaluate the $4 * 50$ before we can add to the 3



The language generated by a grammar

One nonterminal is designated as the start nonterminal

- Typically, this is the nonterminal on the left-hand side of the first production rule

The language *generated* by the grammar is the set of words over the terminal alphabet which can be derived by the production rules, starting with the start nonterminal

Given our grammar for arithmetic

- $1 * (2 + 3)$ is in the language generated by the grammar
- $85 + * 10$ is not

Consider the grammar

$$S \rightarrow (S) \mid [S] \mid SS \mid \varepsilon$$

where (,), [, and] are the terminal symbols and ε represents the empty string consisting of no symbols

Which of the following are words in the language generated by the grammar?

1. ()

2. [()] ([])

3. ([])

A. None

D. 1 and 3

B. Only 1

E. 1, 2, and 3

C. 1 and 2

Why do we care (in this class)?

We're going to start with a (structured) list that represents our programs, `exp`

`(parse exp)` is going to parse that list into a tree

`(eval-exp tree environment)` will evaluate the tree in the environment

We can represent all of the syntactically valid Scheme expressions MiniScheme supports on a single slide using a grammar

A convenient shorthand

It's often useful to say that a particular terminal or nonterminal can appear 0 or more times

$$A \rightarrow xA \mid \varepsilon$$

where x is either a terminal or nonterminal and ε represents the empty word

Similarly, it's often useful to say that a particular terminal or nonterminal can appear 1 or more times

$$A \rightarrow xA \mid x$$

We write x^* or x^+ as a shorthand for these constructs

A full grammar for Minischeme

$EXP \rightarrow$ number
| symbol
| (if EXP EXP EXP)
| (let ($LET-BINDINGS$) EXP)
| (letrec ($LET-BINDINGS$) EXP)
| (lambda ($PARAMS$) EXP)
| (set! symbol EXP)
| (begin EXP^*)
| (EXP^+)

$LET-BINDINGS \rightarrow LET-BINDING^*$

$LET-BINDING \rightarrow$ [symbol EXP]

$PARAMS \rightarrow$ symbol^{*}